




Even our details steal the show.



Facts are facts and details are details.

Royal® Building Products offers
a seriously complete line of 100%
cellular PVC trim, moulding and siding
accessories. Which means you can
always rely on us for everything
from show-stealing window and
door surrounds to dormer and garage
door fascia. When it comes
to building homes that make
statements: Everything is important.

TABLE OF CONTENTS

S4S Trimboard.....	4
Trimboard Sheet Stock	6
Siding & Trim Accessories	8
S4S Conceal Trim™ System	10
Window & Door Trim Systems.....	12
Garage Door Trim Systems	14
Envelop® by Marianne Cusato Window & Door Surround Systems	16
Envelop® by Marianne Cusato Entry Door & Garage Door Surrounds	22
Decorative Mouldings.....	24
Moulding Components.....	26
Stops, Quarter Round, Base, Base Cap & Base Shoe Components.....	28
Installation Tips	30
Royal Building Products.....	32
Product Cross Reference.....	33

TIERS

All profiles are Tier 1 items unless denoted as Tier 2.

Tier 1

7 Days Ready-to-Ship

- Redi-Pak bundles
- Standard crate quantities

Tier 2

Specialty Produce-to-Order Goal 21 Days Ready-to-Ship

- Standard bulk crate quantity
(customer price sheet
or established quantity on
existing SKU)





Royal® S4S Trimboard


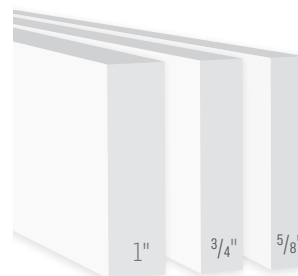
Easy to install. Ready to wow.

Royal S4S Trimboard's four-sided finish and "true square" edges prove that curb appeal lies in the details. Plus its broad range of complementary thicknesses, widths, lengths and styles—and its never rot durability—end all conversations that start with, "Which is the best trimboard?"


Available sizes:*

NOMINAL WIDTH	ACTUAL DIMENSIONS	PROFILE NUMBER	PIECES PER UNIT	ACTUAL LENGTH
5/8 THICKNESS				
5/8" x 4"	5/8" x 3 1/2"	7827	130	18'
5/8" x 6"	5/8" x 5 1/2"	7828	80	18'
5/8" x 8"	5/8" x 7 1/4"	7829	60	18'
5/8" x 10"	5/8" x 9 1/4"	7830	50	18'
5/8" x 12"	5/8" x 11 1/4"	7831	40	18'
4/4 THICKNESS				
1" x 2"	3/4" x 1 1/2"	7832	270	18'
1" x 3"	3/4" x 2 1/2"	7833	162	18'
1" x 4"	3/4" x 3 1/2"	7834	117	18'
1" x 5"	3/4" x 4 1/2"	7871	90	18'
1" x 6"	3/4" x 5 1/2"	7835	72	18'
1" x 8"	3/4" x 7 1/4"	7836	54	18'
1" x 10"	3/4" x 9 1/4"	7837	45	18'
1" x 12"	3/4" x 11 1/4"	7838	36	18'
5/4 THICKNESS				
5/4" x 3"	1" x 2 1/2"	7874	133	18', 20'
5/4" x 4"	1" x 3 1/2"	7840	91	18', 20'
5/4" x 5"	1" x 4 1/2"	7875	70	18', 20'
5/4" x 6"	1" x 5 1/2"	7841	56	18', 20'
5/4" x 8"	1" x 7 1/4"	7842	42	18', 20'
5/4" x 10"	1" x 9 1/4"	7843	35	18', 20'
5/4" x 12"	1" x 11 1/4"	7844	28	18', 20'

*Contact your Royal Building Products sales representative for a complete list of products available in your area.



Royal S4S Trimboard is reversible and available in a smooth/smooth or smooth/woodgrain finish.




Our durable, closed-cell technology keeps board face and edge surfaces clean.



CORNER & BAND BOARD

FASCIA & RAKES

WINDOW TRIM



Royal® Trimboard Sheet Stock

Shape-shifting and project winning.

Royal Trimboard sheet stock is flexible, reliable and just plain able. Rely on it for renovation projects that require extensive moulding with all kinds of widths. You can rip our trimboard sheet stock into any width or cut it into custom shapes and designs. You can also mill and miter it easily, cleanly and precisely with standard tools.

Plus it's paintable, resists moisture and mold and is backed by a Lifetime Never Rot Warranty. Your customers will love that.

Available sizes:*

NOMINAL WIDTH	ACTUAL DIMENSIONS	PROFILE NUMBER	PIECES PER UNIT	ACTUAL LENGTH
3/8 THICKNESS				
3/8" x 4'	3/8" x 48"	2878	32	8', 10', 12', 18', 20'
1/2 THICKNESS				
1/2" x 4'	1/2" x 48"	2871	24	8', 10', 12', 18', 20'
5/8 THICKNESS				
5/8" x 4'	5/8" x 48"	2838	19	8', 10', 12', 18', 20'
4/4 THICKNESS				
1" x 4'	3/4" x 48"	2837	16	8', 10', 12', 18', 20'
5/4 THICKNESS				
5/4" x 4'	1" x 48"	2864	12	8', 10', 12', 18', 20'

*Contact your Royal Building Products sales representative for a complete list of products available in your area.





Royal® Siding & Trim Accessories

Neighborhood showoff.

Homeowners love our corner and window trim because of how perfectly it frames and showcases their exterior without rotting or letting moisture or drafts spoil the curb appeal party. They're 70% more energy efficient than wood and 1,600% more energy efficient than aluminum. Plus our corners eliminate exposed fasteners and show completely seamless.



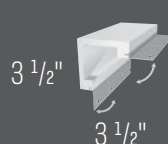
OUTSIDE CORNER COMPONENTS WITH NAIL FINS*



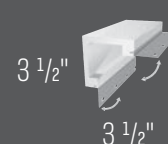
7653 Outside Corner
(Smooth) 10', 19' 6" lengths



2805 Outside Corner
(Embossed) 10', 19' 6" lengths



7652 Outside Corner
(Smooth) 10', 19' 6" lengths

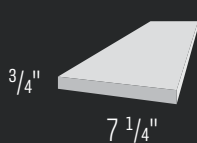


2804 Outside Corner
(Embossed) 10' length

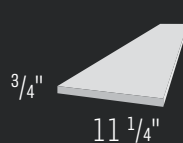
SIDING STARTER STRIP COMPONENTS*



2449 Starter Strip/Drip Cap
12', 16' lengths

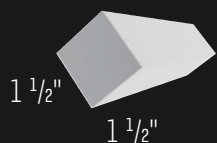


7836 1x8 S4S Trimboard
18' length

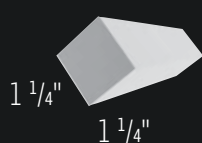


7838 1x12 S4S Trimboard
18' length

INSIDE CORNER COMPONENTS*




2542 Inside Corner
8' length



2536 Inside Corner
10', 16' lengths

*Contact your Royal Building Products sales representative for a complete list of products and colors available in your area.



A Outside Corner
 B Starter Strip
 C 1x12 Trimboard
 D 1x8 Trimboard
 E Inside Corner

Royal® S4S Conceal Trim™ System



Seriously seamless and versatile.


The Royal S4S Conceal Trim™ System makes life easier for the building professionals and homeowners who appreciate every detail—and every minute saved on installation and maintenance. We can modestly say that our hidden trim system is the best looking on the market. Plus it sides with virtually every kind of exterior material and is a particularly perfect match for Royal siding.



Conceal profiles are available in smooth or embossed finishes.



THE COMPONENTS



Conceal Corner Board



Conceal Standard Trim



Conceal Skirt Board

CONCEAL SKIRT BOARD*



9700 Skirt Board
18' length



7993 Skirt Board
18' length



9701 Skirt Board
18' length




9702 Skirt Board
18' length



9703 Skirt Board
18' length



9704 Skirt Board
18' length



9705 Skirt Board
18' length

CONCEAL STANDARD TRIM*



9706 Standard Trim
18' length

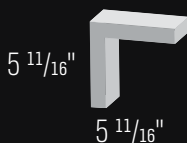


7994 Standard Trim
18' length



9707 Standard Trim
18' length

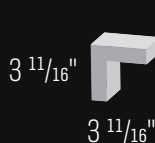
CONCEAL CORNER BOARD*



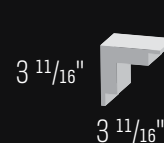
7973 S4S Corner Board
(Traditional Square)
10', 20' lengths



7970 S4S Corner Board
(Rabbeted Corner)
10', 20' lengths



7971 S4S Corner Board
(Traditional Square)
10', 20' lengths



7972 S4S Corner Board
(Rabbeted Corner)
10', 20' lengths

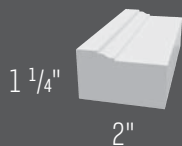
*Contact your Royal Building Products sales representative for a complete list of products and colors available in your area.

Royal® Window & Door Trim Systems

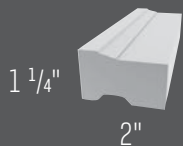
The distinctive home. Fully dressed.

Royal window and door trim systems work extremely hard to distinguish and add value to homes. Their 100% cellular PVC roots make them moisture-proof and energy efficient. Plus they come raring to differentiate and ready to install. Homeowners love our window and door trim systems for their minimal maintenance. You'll love them for the minimal installation time.

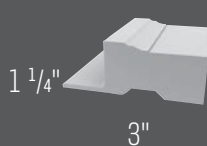
BRICK MOULD COMPONENTS*



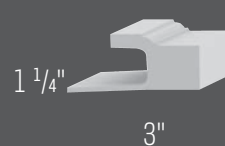
7526 Brick Mould WM180
8', 10', 17' lengths



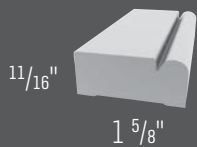
2448 Brick Mould
8', 10', 17' lengths



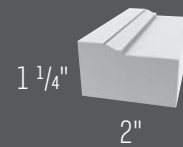
7371 Brick Mould RM180
17', 23' lengths



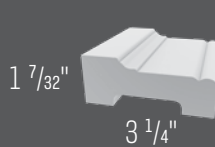
7351 J-Channel Brick Mould
12', 17' lengths



7252 Florida Brick Mould
7', 8', 10' lengths




2341** Brick Mould Bendable
16' length




7884** Williamsburg Brick Mould Bendable
16' length


DOOR FRAME COMPONENTS*



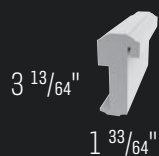
7241 Door Frame Jamb kit



7251** Door Frame Jamb
7' length or bulk only



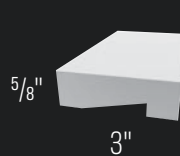
7181 Door Frame Jamb
7' length or kit



7193** Astragal
8' length



7155** T Astragal
8' length



7372 Jamb Extender
18' length



- A** Brick Mould
- B** Door Frame Jamb
- C** Sill Nose
- D** Window Sill
- E** Casing

*Contact your Royal Building Products sales representative for a complete list of products and colors available in your area.

**Tier 2


CASING COMPONENTS*




$1 \frac{7}{32}$ "
3 $\frac{1}{4}$ "
7216 Williamsburg Casing
12' length




$1 \frac{3}{64}$ "
3 $\frac{1}{2}$ "
2747** Casing
16' length



1"
3 $\frac{1}{2}$ "
2852 Casing
16' length



$1 \frac{1}{8}$ "
4 $\frac{1}{2}$ "
7467 J-Channel Casing
12', 16' lengths



$1 \frac{1}{8}$ "
6 $\frac{1}{2}$ "
7651 J-Channel Casing
16' length



$1 \frac{3}{16}$ "
4 $\frac{1}{2}$ "
2590 Backband Casing
12', 16' lengths



1"
3 $\frac{1}{2}$ "
2369 RB3 Casing
10', 16' lengths



$1 \frac{3}{16}$ "
1 $\frac{3}{8}$ "
7709** Backband
16' length



$1 \frac{11}{32}$ "
1 $\frac{13}{32}$ "
7152 Backband
16' length



$1 \frac{3}{8}$ "
1 $\frac{9}{16}$ "
7710** Backband
16' length



$1 \frac{1}{8}$ "
1 $\frac{9}{16}$ "
7715** Backband
16' length



1"
3 $\frac{1}{2}$ "
2436** New England Casing
16' length



1"
3 $\frac{1}{2}$ "
7209** Fluted Casing
16' length



$1 \frac{3}{16}$ "
4 $\frac{1}{2}$ "
7255** Casing/Backband Bendable
16' length




$1 \frac{1}{16}$ "
2 $\frac{1}{4}$ "
2342 Casing
16' length




$1 \frac{1}{16}$ "
3 $\frac{1}{4}$ "
2343 Colonial Casing
16' length




$1 \frac{1}{16}$ "
2 $\frac{1}{4}$ "
2355 Colonial Casing
16' length



$\frac{5}{8}$ "
2 $\frac{3}{4}$ "
2428** West Coast Casing
16' length



$1 \frac{1}{16}$ "
2 $\frac{1}{2}$ "
2440** Casing WM351
16' length



$\frac{5}{8}$ "
3 $\frac{1}{2}$ "
2746 Casing
16' length

SILL COMPONENTS*



$1 \frac{1}{4}$ "
5 $\frac{1}{4}$ "
7117 Window Sill
7' length



$2 \frac{1}{4}$ "
2 $\frac{3}{4}$ "
7640 Sill Nose
16' length



2"
1 $\frac{3}{4}$ "
7631 Sill Nose
16' length



$1 \frac{5}{16}$ "
1 $\frac{3}{8}$ "
7118 Sill Nose
7' length



$1 \frac{3}{4}$ "
2 $\frac{13}{16}$ "
7435 Sill Nose
16' length



$1 \frac{3}{16}$ "
2"
7717 Sill Nose
16' length



$1 \frac{1}{2}$ "
1 $\frac{5}{8}$ "
2345 Sill Nose
16' length



$1 \frac{7}{32}$ "
6 $\frac{9}{16}$ "
7806** Transom Sill
12' length

Royal® Garage Door Trim Systems

Available colors for
garage door stops,
door jambs
and brick mould:



White



Almond



Sandstone



Bronze



Brown

For product line, service and delivery it's open and shut.


You need garage door components that look, fit and perform as well as your garage doors. Getting them when you need them in the profiles, colors and lengths that are exactly right would be nice. As would eliminating any service-related callbacks. We get that, and we deliver on it.

Each 100% cellular PVC garage door system—including never rot brick mould, jamb and garage door stop—is engineered to install easily and seal out cold air, moisture, dirt and bugs to keep garage interiors clean and maintenance-free.


READY-TO-INSTALL SYSTEM COMPONENTS*



2448 Brick Mould
8', 10', 17' lengths



2497 Jamb
7', 10' lengths




2149 Garage Door Stop
7', 9', 16' lengths

OTHER SYSTEM COMPONENTS*



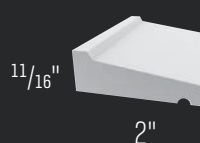
2211 Garage Door Stop
7', 9', 16' lengths



2016 Garage Door Stop
7', 9', 16' lengths



2100 Garage Door Stop
7', 9', 16' lengths



2791** Drip Cap
16' length



2449 Drip Cap
12', 16' lengths



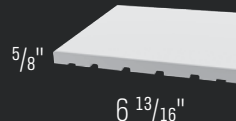
2709** Flat Utility Trim
(Smooth) 16' length



2709 Flat Utility Trim
(Embossed) 8' length



2328** Jamb
16' length





2398** Jamb
16' length

*Contact your Royal Building Products sales representative for a complete list of products and colors available in your area.

**Tier 2



Garage Door Trim System



- A** Brick Mould
- B** Jamb (non-load bearing)
- C** Garage Door Stop
- D** Drip Cap
- E** Flat Utility Trim

Way more than just window (and door) dressing.

We've teamed with Marianne Cusato—a thought leader in architectural and urban design—to create a series of beautiful, memorable window and door surrounds that simultaneously add character to homes and connectedness to neighborhoods. That's a tall order for window and door surrounds. No worries, they can handle it.

ABOUT MARIANNE

Ranked #4 on *Builder* magazine's annual list of "The Most Influential People in the Homebuilding Industry," Marianne Cusato is a recognized leader in the fields of architectural and building design. With an emphasis on building better—not bigger—homes, her work focuses on how good design impacts not only our finances, but the quality of our lives and the sustainability of the Earth's resources.

Marianne is also the author of two books:

"The Just Right Home: Buying, Renting, Moving—or Just Dreaming—Find Your Perfect Match!"
"Get Your House Right: Architectural Elements to Use and Avoid"





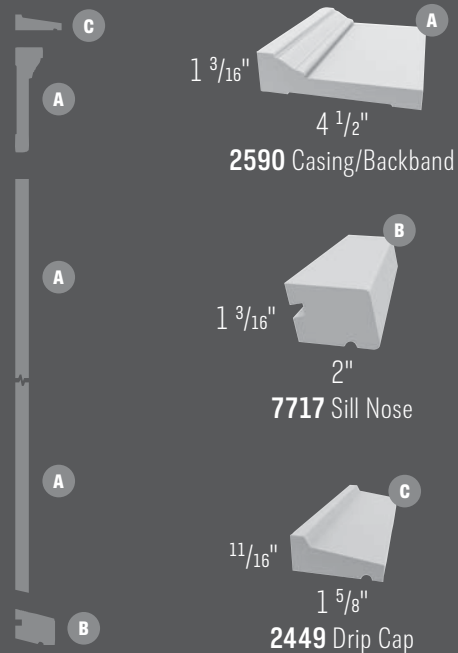
Simplicity

As its name implies, this surround is built around the idea of clean, uncomplicated design. It is a one-piece casing that includes a built-in backband and a simple drip cap header. While Simplicity creates dramatic shadow lines, its one-piece design also makes it easy to install.

WITH HEADER
(Add component C)



COMPONENTS



Royale

Another simple one-piece surround, Royale's casing is a single flat board, with no backband, that can be used on homes of any design. The header is a cyma moulding with a sloped top to shed water, while the one-piece crown allows quick and easy installation.

WITH HEADER
(Add components C and D)



WITHOUT
HEADER



COMPONENTS



1" $5\frac{1}{2}$ "
7841 5/4x6 S4S Trimboard

$1\frac{3}{16}$ " 2"
7717 Sill Nose

$2\frac{3}{4}$ " $3\frac{1}{2}$ "
7960 Cusato Crown

1" $3\frac{1}{2}$ "
7840 5/4x4 S4S Trimboard

Classic

A traditional casing design, Classic creates richer shadow lines and its deeper backband allows thicker siding projections than the Simplicity. The casing and backband combine three pieces, and the header is a cyma moulding. Ideal for classic and traditional homes.

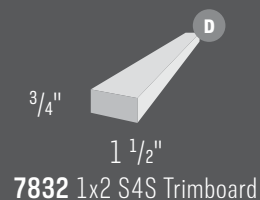
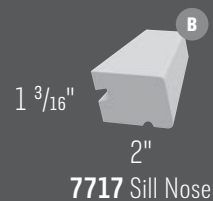
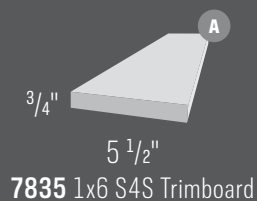
WITH HEADER

(Add components E and F)



WITHOUT
HEADER

COMPONENTS



Contemporary

Contemporary has the elements of a traditional Classic casing, but with cleaner lines. The Contemporary profile offers rich shadow lines and a deep backband to allow the thicker siding projection to resolve cleanly. The header is a bed mould with a drip cap. This design is ideal for homes with contemporary lines and traditional proportions.

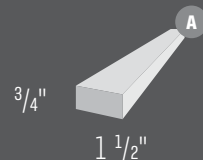
WITH HEADER

(Remove component A, add component C on top of components E and F)

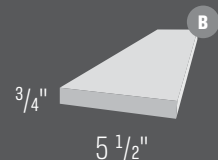


WITHOUT
HEADER

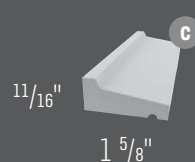
COMPONENTS



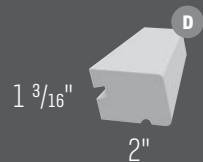
7832 1x2 S4S Trimboard



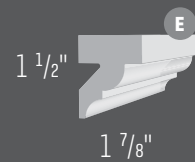
7835 1x6 S4S Trimboard



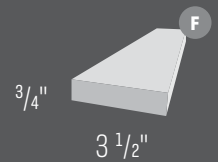
2449 Drip Cap



7717 Sill Nose



7712 Decorative Trim



7834 1x4 S4S Trimboard



Royal® Envelop® by Marianne Cusato Entry Door & Garage Door Surrounds

How unforgettable homes meet and greet.

We understand that entry doors are the first impression your customers' homes make. So we put as much detail and technology into the design and durability of our easy-installing entry and garage door surrounds as we do with our window surrounds.

Entry doors are just, well, the entrée. Whether it's our Simplicity, Royale, Classic or Contemporary profiles, Royal Envelop adds distinctively great looks to garage doors as well.





Royal® Decorative Mouldings

Dramatically announce your customer's home has arrived.

Our decorative mouldings do way more than decorate. They insulate, protect and turn front porches into a center of neighborhood activity. They ramp up the curb appeal of any window, eave or doorway. They save homeowners' weekends from painting and maintenance. Plus they save contractors time and labor because they come ready to install.

CROWN, BED AND COVE COMPONENTS*




7960 Cusato Crown
12', 16' lengths***



7158 Rams Crown
12', 16' lengths




7662** Crown
16' length




7661 Crown
16' length



2592 Crown WM47
16' length



7541 Crown WM48
16' length



7491 Crown WM45
16' length




2435 Crown WM49
12', 16' lengths



2853 Crown WM53
16' length



7712 Bed Mould
16' length



2598 Bed Mould WM75
12', 16' lengths




2021 Scotia/Cove WM93
8', 12', 16' lengths

BEADED PLANKING COMPONENTS*



2352 Ceiling/Wall Beaded Planking
8', 12', 16' lengths



7888 Beaded Planking
16', 18' lengths

* Contact your Royal Building Products sales representative for a complete list of products and colors available in your area.


** Tier 2

*** 16' length available only as Tier 2 item



Combining multiple crown and bed moulds adds depth and creates visual interest for any exterior design.

Beaded planking adds drama to the ceiling, and crown or bed moulding forms stylish corners.



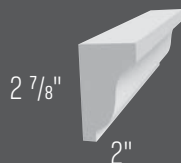
- A** Crown
- B** Bed Mould
- C** Beaded Planking
- D** Scotia/Cove

Royal® Moulding Components

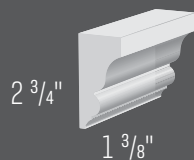
They play a big part in
low maintenance
and high curb appeal.

Maybe we should call our ready-to-install 100% cellular PVC moulding components "essential elements," because that's what they are. They're indispensable when it comes to making roof rakes more rakish and giving window frames more flourish. Plus they're moisture- and termite-proof, mold- and mildew-resistant and they carry a lifetime never rot warranty.

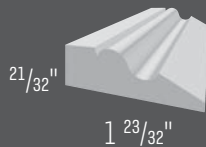
SHINGLE/PANEL MOULD COMPONENTS*




7714 Shingle/Panel Mould
16' length



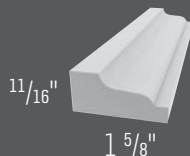
7937** Shingle/Panel Mould
16' length



7901 Shingle/Panel Mould
16' length



7202 Shingle Mould WM287
16' length



2599 Shingle Mould WM210
8', 12', 16' lengths

*Contact your Royal Building Products sales representative for a complete list of products and colors available in your area.

**Tier 2






Royal® Stops, Quarter Round, Base, Base Cap & Base Shoe Components

Every moulding project needs a strong finish.

Our ready-to-install 100% cellular PVC moulding accessories make it easy to impress even your hardest-to-wow customers. Create custom build-ups that simultaneously add value and curb appeal with just a few profiles. And know that our accessories are every bit as moisture-proof and mildew-resistant as our other moulding components.

STOPS, QUARTER ROUND, BASE CAP AND BASE SHOE COMPONENTS*




7788 Colonial Stop
12' length



2759 Stop
16' length



2150 Stop
12' length



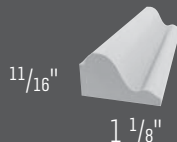
2258 Quarter Round
(Glass Bead) 8' length



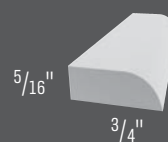
2024 Quarter Round WM108
12' length



2689 Quarter Round WM105
8', 12', 16' lengths



2450 Base Cap WM164
12', 16' lengths

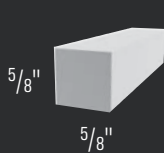


2046 Base Shoe WM126
12', 16' lengths

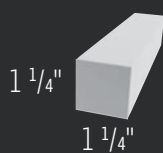


7527 Base WM623
8', 12', 16' lengths


SQUARE, CORNER AND LATTICE COMPONENTS*



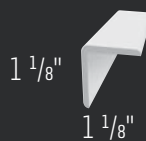
2330 Square
8' length



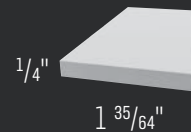
2536 Square
10', 16' lengths



2542 Square
8' length



7719 Corner WM205
12', 16' lengths




2018 Lattice
12', 16' lengths

*Contact your Royal Building Products sales representative for a complete list of products and colors available in your area.




Stops can also be used to hold the bottom sash of a double-hung window in place.

Quarter rounds can also be used as a flooring joint between flooring and a column base.



A Stops



B Quarter Rounds

Installation tips

SAWING/CUTTING

- Use standard woodworking equipment for most applications.
- If using a power miter saw, a carbide-toothed blade with 80 teeth or more is recommended.



NAILING

- Use 6d and 8d galvanized nails.
- Place nails 12" on center, approximately 3/4" from each edge.
- Pre-drilling is required at temperatures of 40°F or below.
- Royal Moulding can also be installed using a pneumatic nailer, with stainless steel or painted head screws or with construction-grade adhesives.



Fastening Trimboard

- Use fasteners designed for wood trim and wood siding (thinner shank, blunt head, full round head) with trimboard. Use only fasteners intended for exterior use, such as stainless steel or hot-dipped galvanized.
- DO NOT USE staples, small brads and wire nails. The fasteners should be long enough to penetrate the solid wood substrate a minimum of 1 1/2".
- Use two fasteners per every framing member for trimboard applications. Trimboards 12" or wider, as well as sheets, will require additional fasteners. Fasteners must be installed no more than 2" from the end of each board.
- Trimboards should be fastened into a flat, solid substrate. Fastening trimboards into hollow or uneven areas must be avoided. Unless product is installed in lower temperatures (< 40°F) pre-drilling is typically not required. Thinner trim products (3/8" and 1/2") are not intended to be ripped into trim pieces. They are to be glued to a substrate and mechanically fastened.

GLUING

- Temperature variations will cause PVC mouldings to expand and contract. To prevent open miter joints, we highly recommend gluing all joints on PVC mouldings using a quality instant glue or PVC cement.
- When assembling, splice and return miters by gluing the mouldings together before installation. This will allow you to fit the joints easily and fasten the trim to the wall as one unit.
- Always test adhesive brands before using.



PAINTING

- Royal Trim & Mouldings require no painting for protection, but can be painted with 100% acrylic latex paint to achieve custom colors. (Scuff sanding will optimize paint adhesion, but is not required. A second coat may be needed to achieve desired color.)
- To maintain warranty for custom colors in darker shades, use heat-reflective paint with VinylSafe™ Technology from Sherwin-Williams. (Dark colors are considered any color that falls within the lightness (L) value of 56 to 0, with 100 being white and 0 being black.)



NOTE: We do not recommend painting the flex of Garage Door Stop.

TOUCH-UP FOR EXTERIOR MOULDINGS

- Dap® "All Purpose" Painter's Putty®
- Minwax High Performance Wood Filler®
- Elmer's Fill-N-Finish Light Wood Filler®
- Sherwin-Williams Shrink Free Spackling®

After installation is complete, caulk and/or putty all gaps and nail holes.

CLEANING

- Royal Trim & Mouldings can be cleaned using any of the recommended household cleaners listed below; however, glass cleaner has been shown to be best at keeping the finish intact.
- Recommended cleaners: See list in FAQs.
- Apply the cleaning solution and immediately wipe dry for best results.
- Avoid harsh cleaners with glycol ethers, ethanol type solvents and/or isopropyl alcohol as they can soften the PVC finish if left on for several minutes.



FAQs

What is the best caulking to use with your products?

We recommend using Liquid Nails Super Caulk Window & Door LC130 for indoor/outdoor use.

How do you clean the product?

We recommend cleaning our exterior mouldings with the following cleaners: Windex®, Glass Plus®, 409® Glass & Surface Cleaner, Spic and Span®, Cinch®, Fantastik® All-Purpose, Regency® Glass & Surface, Clorox® Clean-Up® or Fantastik® Orange Action®.

The cleaning solution should be applied and immediately wiped dry. The cleaning solution should not be left to stand on the components for an extended period of time.

What colors are your exterior mouldings offered in?

Our exterior mouldings are available in Bright White. Our Garage Door Stop is available in White, Sandstone, Brown, Bronze and Almond.

What surfaces can your moulding be attached to: plaster, stucco, vinyl, brick, concrete, wood?

The moulding can be attached to any of the above surfaces.

How do you cut the moulding?

Royal Mouldings can be cut using standard woodworking equipment. If using a power miter saw, we recommend using a carbide-toothed blade with 80 teeth or more.

Do you have to pre-drill before nailing?

If nailing product at 40°F or below, pre-drilling is required.

What kind of nails do you use?

Royal Mouldings can be installed with nails or construction adhesive. If nailing, use galvanized finishing nails for exterior applications. Place nails 12" on center approximately 3/4" from each edge.

Can you use a nail gun on your products?

Royal Mouldings can be installed using pneumatic nail guns.

Can I use screws in your moulding?

Yes, we recommend a non-corrosive metal such as galvanized, stainless or coated screw for exterior applications.

Can you paint the flex on Garage Door Stop?

No, we do not recommend painting the flex.

What kind of fasteners should be used to install Royal Trim?

Use the same fasteners you would use for installing wood trim and siding. They should be stainless steel or hot-dip galvanized and long enough to penetrate the substrate a minimum of 1 1/4". Fasteners designed for wood trim and siding have a thinner shank, blunt point and full, round head. Staples, brads and wire nails should never be used. These products have shanks that are too small in diameter to control the thermal expansion and contraction properties of Royal Trim.

Can I use just glue or do I have to use it in combination with fasteners?

You should use a combination of glue and mechanical fasteners, sometimes referred to as "glue and screw." Glue alone is not enough to ensure a long-term bond.

Does cellular PVC trim require painting?

No, cellular PVC trim does NOT require painting but, like any PVC product, it will weather over time and painting will enhance these beautiful products and help them maintain color consistency for many years.

If I do paint, what type of paint should be used for cellular PVC trim and mouldings?

We recommend 100% acrylic latex paint.

If you are going to paint the product a darker color, consult the paint manufacturer for the LRV (Light Reflectance Value). Painting our cellular PVC products with paints darker than 56% on the LRV scale voids any warranty.

There are paint manufacturers that sell coatings specifically designed for PVC trim and moulding. These paints are typically referred to as vinyl-safe paints or heat-reflective coatings.

Always follow the paint manufacturer's instructions. In preparation for painting, we recommend that you begin with a clean product.

Before you start, it's a good idea to fill all nail holes or blemishes that may have occurred during installation. Although scuff sanding is not needed, light sanding of the surface with fine sandpaper can help remove blemishes prior to painting.

The product should be clean, dry and free of dirt, grease and or any other surface contaminants before painting. Cellular PVC trim and mouldings should be cleaned with a mild detergent and soft, clean rag or bristle brush.

We believe in the power of the home.

More and more people are making bold statements with their homes. Royal Building Products is committed to both meeting that demand and being a source of inspiration for this newest form of personal expression. We're equally dedicated to establishing indestructible trust and successful relationships with our customers—including builders, contractors, architects and homeowners.

For more information regarding installation, our Limited Warranty or to learn more about us, visit [**royalbuildingproducts.com**](http://royalbuildingproducts.com).



Product Cross Reference

Alphabetic listing

Product	Item #	Page	Product	Item #	Page	Product	Item #	Page
1x12 S4S Trimboard.....	7838.....	8	Crown WM45.....	7491.....	24	S4S Corner Board (Rabbeted).....	7972.....	11
1x2 S4S Trimboard.....	7832.....	20, 21	Crown WM48.....	7541.....	24	S4S Corner Board (Traditional).....	7973.....	11
1x4 S4S Trimboard.....	7834.....	20, 21	Crown.....	7661.....	24	S4S Corner Board (Traditional).....	7971.....	11
1x6 S4S Trimboard.....	7835.....	20, 21	Crown.....	7662.....	24	S4S Trimboard.....	All.....	4
1x8 S4S Trimboard.....	7836.....	8	Cusato Crown.....	7960.....	19, 20, 24	Scotia/Cove WM93.....	2021.....	24
5/4x4 S4S Trimboard.....	7840.....	19	Decorative Trim.....	7712.....	21	Sheet Stock.....	All.....	6
5/4x6 S4S Trimboard.....	7841.....	19	Door Frame Jamb.....	7181.....	12	Shingle Mould WM210.....	2599.....	26
Astragal.....	7193.....	12	Door Frame Jamb.....	7241.....	12	Shingle Mould WM287.....	7202.....	26
Backband.....	7152.....	13	Door Frame Jamb.....	7251.....	12	Shingle/Panel Mould.....	7714.....	26
Backband.....	7709.....	13	Drip Cap.....	2791.....	14	Shingle/Panel Mould.....	7901.....	26
Backband.....	7710.....	13	Flat Utility Trim.....	2709.....	14	Shingle/Panel Mould.....	7937.....	26
Backband.....	7715.....	13	Florida Brick Mould.....	7252.....	12	Sill Nose.....	2345.....	13
Backband Casing.....	2590.....	13	Fluted Casing.....	7209.....	13	Sill Nose.....	7118.....	13
Base Cap.....	2450.....	20, 28	Garage Door Stop.....	2016.....	14	Sill Nose.....	7435.....	13
Base Shoe.....	2046.....	28	Garage Door Stop.....	2100.....	14	Sill Nose.....	7631.....	13
Base WM623.....	7527.....	28	Garage Door Stop.....	2149.....	14	Sill Nose.....	7640.....	13
Beaded Planking.....	7888.....	24	Garage Door Stop.....	2211.....	14	Sill Nose.....	7717.....	13, 18, 19, 20, 21
Bed Mould WM75.....	2598.....	24	Inside Corner/Square.....	2536.....	8, 28	Skirt Board.....	9700.....	11
Bed Mould.....	7712.....	24	Inside Corner/Square.....	2542.....	8, 28	Skirt Board.....	7993.....	11
Brick Mould.....	2448.....	12, 14	J-Channel Brick Mould.....	7351.....	12	Skirt Board.....	9701.....	11
Brick Mould RM180.....	7371.....	12	J-Channel Casing.....	7467.....	13	Skirt Board.....	9702.....	11
Brick Mould WM180.....	7526.....	12	J-Channel Casing.....	7651.....	13	Skirt Board.....	9703.....	11
Brick Mould Bendable.....	2341.....	12	Jamb.....	2328.....	14	Skirt Board.....	9704.....	11
Casing.....	2342.....	13	Jamb.....	2398.....	14	Skirt Board.....	9705.....	11
Casing.....	2746.....	13	Jamb.....	2497.....	14	Square.....	2330.....	28
Casing.....	2747.....	13	Jamb Extender.....	7372.....	12	Standard Trim.....	9706.....	11
Casing.....	2852.....	13	Lattice.....	2018.....	28	Standard Trim.....	7994.....	11
Casing/Backband.....	2590.....	13, 18	New England Casing.....	2436.....	13	Standard Trim.....	9707.....	11
Casing/Backband Bendable.....	7255.....	13	Outside Corner - Embossed.....	2804.....	8	Starter Strip/Drip Cap.....	2449.....	8, 14, 18, 21
Casing WM351.....	2440.....	13	Outside Corner - Embossed.....	2805.....	8	Stop.....	2150.....	28
Ceiling/Wall Beaded Planking.....	2352.....	24	Outside Corner - Smooth.....	7652.....	8	Stop.....	2759.....	28
Colonial Casing.....	2343.....	13	Outside Corner - Smooth.....	7653.....	8	T Astragal.....	7155.....	12
Colonial Casing.....	2355.....	13	Quarter Round WM108.....	2024.....	28	Transom Sill.....	7806.....	13
Colonial Stop.....	7788.....	28	Quarter Round WM105.....	2689.....	28	West Coast Casing.....	2428.....	13
Corner WM205.....	7719.....	28	Quarter Round - Glass Bead.....	2258.....	28	Williamsburg Brick Mould Bendable.....	7884.....	12
Crown WM49.....	2435.....	24	Rams Crown.....	7158.....	24	Williamsburg Casing.....	7216.....	13
Crown WM47.....	2592.....	24	RB3 Casing.....	2369.....	13	Window Sill.....	7117.....	13
Crown WM53.....	2853.....	24	S4S Corner Board (Rabbeted).....	7970.....	11			

Numeric listing

Item #	Page	Item #	Page	Item #	Page	Item #	Page	Item #	Page	Item #	Page
2016.....	14	2398.....	14	2759.....	28	7255.....	13	7712.....	21, 24	7970.....	11
2018.....	28	2428.....	13	2791.....	14	7351.....	12	7714.....	26	7971.....	11
2021.....	24	2435.....	24	2804.....	8	7371.....	12	7715.....	13	7972.....	11
2024.....	28	2436.....	13	2805.....	8	7372.....	12	7717.....	13, 18, 19, 20, 21	7973.....	11
2046.....	28	2440.....	13	2852.....	13	7435.....	13	7719.....	28	7993.....	11
2100.....	14	2448.....	12, 14	2853.....	24	7467.....	13	7788.....	28	7994.....	11
2149.....	14	2449.....	8, 14, 18, 21	7117.....	13	7491.....	24	7806.....	13	9700.....	11
2150.....	28	2450.....	20, 28	7118.....	13	7526.....	12	7832.....	20, 21	9701.....	11
2211.....	14	2497.....	14	7152.....	13	7527.....	28	7834.....	20, 21	9702.....	11
2258.....	28	2536.....	8, 28	7155.....	12	7541.....	24	7835.....	20, 21	9703.....	11
2328.....	14	2542.....	8, 28	7158.....	24	7631.....	13	7836.....	8	9704.....	11
2330.....	28	2590.....	13, 18	7181.....	12	7640.....	13	7838.....	8	9705.....	11
2341.....	12	2592.....	24	7193.....	12	7651.....	13	7840.....	19	9706.....	11
2342.....	13	2598.....	24	7202.....	26	7652.....	8	7841.....	19	9707.....	11
2343.....	13	2599.....	26	7209.....	13	7653.....	8	7884.....	12	S4S Trimboard.....	4
2345.....	13	2689.....	28	7216.....	13	7661.....	24	7888.....	24	Sheet Stock.....	6
2352.....	24	2709.....	14	7241.....	12	7662.....	24	7901.....	26		
2355.....	13	2746.....	13	7251.....	12	7709.....	13	7937.....	26		
2369.....	13	2747.....	13	7252.....	12	7710.....	13	7960.....	19, 20, 24		



135 Bear Creek Road, Marion, VA 24354
1.800.368.3117 royalbuildingproducts.com

An Axiall Company

© 2014 Royal Building Products